

# TORNADO

Model  
TPH-2000M



Thanks for Choosing Tornado  
PTC Heater

**ELARABY**

**19319**  [elarabygroup.com](http://elarabygroup.com)  
 **Tornado**

## Warning

### **Warning:**

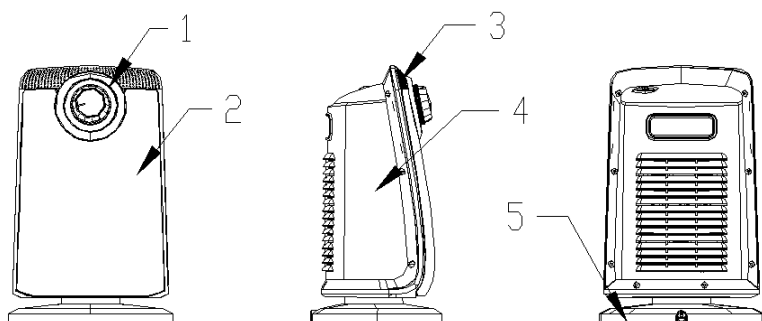
1. This appliance can be used by children aged from 8 years and above and persons with reduced physical, sensory or mental capabilities or lack of experience and knowledge if they have been given supervision or instruction concerning use of the appliance in a safe way and understand the hazards involved.
2. Children shall not play with the appliance.
3. Cleaning and user maintenance shall not be made by children without supervision.
  - Children of less than 3 years should be kept away unless continuously supervised.
  - Children aged from 3 years and less than 8 years shall only switch on/off the appliance provided that it has been placed or installed in its intended normal operating position and they have been given supervision or instruction concerning use of the appliance in a safe way and understand the hazards involved. Children aged from 3 years and less than 8 years shall not plug in, regulate, and clean the appliance or perform user maintenance.
4. If the supply cord is damaged, it must be replaced by the manufacturer, its service agent, or similarly qualified persons to avoid a hazard.
5. Warning: to avoid overheating, do not cover the heater.
6. The heater must not be located immediately below a socket-outlet.
7. Do not use this heater in the immediate surroundings of a bath, a shower, or a swimming pool.
8. CAUTION — Some parts of this product can become very hot and cause burns. Particular attention must be given where children and vulnerable people are present.
9. Do not use this heater if it has been dropped.
10. Do not use if there are visible signs of damage to the heater.
11. Use this heater on a horizontal and stable surface
12. WARNING: Do not use this heater in small rooms when they are occupied by persons not capable of leaving the room on their own, unless constant supervision is provided.
13. WARNING: To reduce the risk of fire, keep textiles, curtains, or any other flammable material a minimum distance of 1 m from the air outlet.

## Functions:

- Use the high-quality PTC heating element, can be automatically trimming power
- Two gears power selection, heat adjustable
- Automatic air supply, wind downy, heat evenly
- The shaded pole motor, cooling rapidly
- The compact, the body is easy to carry and convenient to move
- Overheating protection device (temperature controller, temperature fuse, temperature control switch), use more safety
- Tip-over safety protection
- The cold wind can control alone
- Swing single control, convenient to use

## Components Description

### Product structure



1- control panel

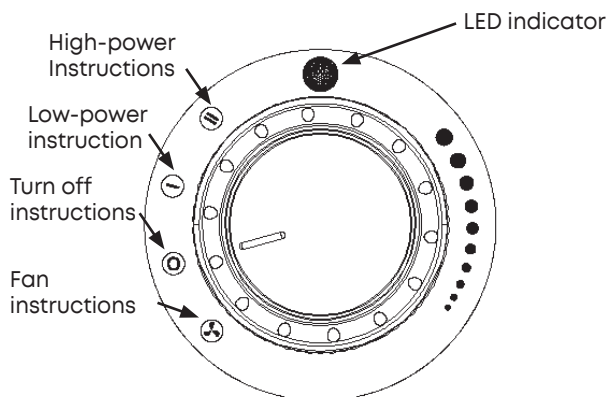
2- Steel wind outlet

3- front cover

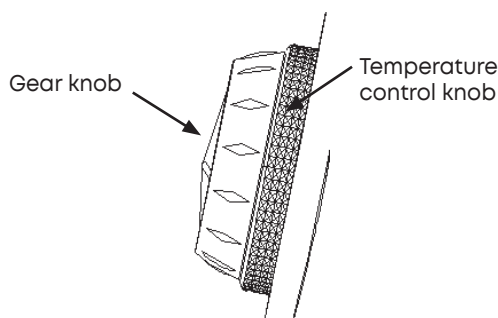
4- back cover

5- base

## Display panel



## Operation panel



### Operation instructions

- Please refer to the Safety Notice, put the heater in the proper position, and insert the plug to connect the power.
  - Plug in the power cord, products into electricity state
  - It is energized (switch on the power, and «gear knob» in a startup state), rotate the temperature control knob «control» room temperature adjustment function
  - Temperature control knob in the designated effective range rotation operation, knob stroke shall not exceed effective indication range, to avoid damage the knob, influence the machine function.
- Rotary «gear knob» for power and cold air option
- A total of four gears and the function are respectively: the cold wind/off/ power low/high power.

- Stop using this unit please make «gear knob» in shutdown state. «Gear knob» use effective stroke is: from «cold» to «upscale» 120 ° rotating within the scope of operation, when the gear knob in «cold» position, do not continue to force left-hand, in «upscale» position, do not continue to force right hand. In order to avoid damage the knob, influence the machine function
- “key switch” can control wing function
- In the startup state (cold wind, cheap, high grade), the LED indicator will light it

### Safety warning & Safety Precautions

To use the product more conveniently and avoid any danger caused by wrong operation please pay close attention to the notices instructed by sign hereinafter. And then read the instructions carefully.

- **CAUTION:** In order to avoid a hazard due to inadvertent resting of the thermal cutout, this appliance must not be supplied through an external switching device, such as a timer, or connected to a circuit that is regularly switched on and off by the utility.

<ul style="list-style-type: none"> <li>• With any indication of malfunction, contact service center repairs. Do not attempt to disassemble the product or replace faulty parts with unauthorized components because it will damage the unit.</li> </ul>	<ul style="list-style-type: none"> <li>• Do not hand the plug or product with wet hands. Or it may cause electric shock.</li> </ul>
<p>Do not stick sticks, metal, or other object into the outlet, because it will cause creepage or short circuit or even damage the device.</p>	<ul style="list-style-type: none"> <li>• Do not use pesticide or other flammable spray around the product. Because it will damage the device.</li> </ul>
<ul style="list-style-type: none"> <li>• Do not face the wind outlet to baby directly for long. Or it will be bad to baby's health.</li> </ul>	<p>Do not pull the wires when unplug the power cord plug, because it will damage the wire or make creepage.</p>
<p>☐ Make sure there is no abnormal items in the wire, and the plug is absolutely plugged in. Otherwise it will cause creepage.</p>	<p>☐ When there is unusual smell or unusual sound from the device, then stop operating the device, and unplug the plug.</p>
<p>☐ Do not broken power cord, or it can result in creepage, short circuit and fire, Please contact service center for repairs.</p>	<p>☐ Do not fold power cord or place heavy object on it, because it can cause creepage.</p>
<p>☐ Power off the device and unplug the power cord when not using for a long time.</p> <p>☐ Should avoid using the device, if there is any child or animal or disable people or people who is lack of self-control.</p>	<p>☐ Using the power outlet that meet the inspection requirements and the carrying capacity of the socket is no less than 10A/220V.</p> <p>☐ Ensure the power supply voltage is consistent with the specified voltage in the machine (AC220V).</p> <p>☐ Make sure the service voltage when relocation.</p>
<p>☐ Forbid to use the device around the tub, sprinkler or swimming pool.</p> <p>☐ Forbid to use the device directly below the power outlet.</p> <p>☐ Do not make the device close to the walls, curtains or other combustible materials, because it may cause a fire.</p>	<p>☐ To avoid overheating, do not cover the device with the heater.</p> <p>☐ Never place any objects in the device.</p>

## Maintenance & Cleaning

Make sure that the device is switched off before cleaning or maintenance.

1. Wipe the surface of the device by using a clean wet cloth or punctuate washing-up liquid. Do not use the washing-up liquid, which is mordant, like petrol, Tianna water. Do not submerge in water.

2. Dirt and dust may be caught on the air filter during operation. The caught dirt and dust may negatively affect the function of the device. So, clean the air filter regularly (at least once a month)

a) Do not use chemical liquids when cleaning the device.

b) Remove the air filter from the rear part.

c) Immerse the filter in clean water for several minutes and allow it to dry thoroughly.

d) Place the clean, dry filter back into the back grill. Make sure that assemble it correctly

## Technical Parameters

<b>Model NO.</b>	TPH2000-M
<b>Voltage</b>	240-220V~
<b>Frequency</b>	50Hz
<b>Power</b>	High 2000W Low 1300W
<b>Noise level.</b>	<50dB
<b>Dimension</b>	222mm×177mm×347mm

## Environment friendly disposal

You can help protect the environment!  
Please remember to respect the local regulations:  
hand in the non-working electrical equipments to an  
appropriate waste disposal center.

